

The background of the entire image is a solid light purple color. Scattered around the central notebook are several sprigs of small, vibrant purple flowers with green stems and leaves. The flowers are arranged in a border-like fashion, framing the central text.

Parent News *March*

RE Grades PK–6th Grade

A decorative border of purple carnations is visible along the top and left edges of the page. The flowers are in various stages of bloom, with some showing green bracts and stems.

You can use this table of contents.

01 | Level One

Three to six year
old children

02 | Level Two

1st thru 3rd grade

03 | Level Three

4th–6th grade

04 | News & Updates

Stay up to date!

The image features a dark background with a light purple rectangular frame. Purple flowers are arranged in the corners of the frame. The number '01' is written in a large, white, serif font in the top-left corner.

01

Level One

Ages three years to six years old.



The Good Shepherd

During Lent, we turn our attention to this beautiful image Jesus gives us of who he is...**The Good Shepherd** (from the Gospel of John). We discover that he knows his sheep and calls them by name. His sheep hear his voice and follow him. They have a special relationship.

As four year olds, we discover that the shepherd loves his sheep so much that **he goes to search for a lost one until he has found it!** And when he finds it, he puts it on his shoulders and returns home and calls for a great celebration!

As five and six year olds, we look at the **Eucharistic Presence of the Good Shepherd** which connects scripture and liturgy. We come to know clearly that Jesus, the Good Shepherd, calls his sheep (us!) to be with him at a particular time and place – the church. And here, he give all of himself to the sheep in the holy bread and wine.

How blessed we are to have a Good Shepherd who lays down his life for us so we have life to the fullest!





John 10:11-16

*“I Know
my sheep
and my
sheep know
me...”*



The image features a dark background with clusters of small purple flowers in the corners. A white rectangular frame is centered on the page. The number '02' is written in a large, white, serif font in the top-left corner of the frame. The text 'Level Two' is written in a white, cursive font in the center of the frame. Below it, the text '1st - 3rd Grade' is written in a smaller, white, sans-serif font.

02

Level Two

1st - 3rd Grade




The Mystery of Life & Death

We are exploring the Paschal Mystery – that Jesus has died and has risen. How can we help children to explore the reality of death in a concrete, essential way? What tools did Jesus give us to help us understand death? He surely would have wanted to help his friends prepare for his own death and he understood that we would also want to understand death as well. Jesus uses a parable – the Mystery of Life and Death – to help us understand the Paschal Mystery.

We use wheat seeds that we plant – three weeks, two weeks, one week – before we look at this parable. We read from scripture and then we see in a concrete way how the seed (over the stages of the three containers of plants) slowly gives its life to bear so much fruit. From one seed comes so many in the full ear of grain.

This inspires great wonder and awe.

We think about this with Jesus' own life, death, and resurrection. In this way, we can concretely think about this mystery and also prepare ourselves for the great Christian celebration of Holy Week and Easter.



A spiral-bound notebook with a white page is centered against a dark background. The page is surrounded by clusters of small, vibrant purple flowers with green stems and leaves. The flowers are arranged in a border-like fashion, framing the text on the page. The notebook's silver spiral binding is visible on the left side.

“

*Truly, I tell you, unless a grain of
wheat falls into the earth
and dies, it remains just a single
grain; but if it dies,
it bears
much fruit.*

John 12:24

The image features a dark background with clusters of small purple flowers in the corners. A white rectangular border is centered on the page, containing a black rectangle with white text.

03

Level Three

4th–6th Grade



The Last Supper Celebration

We have long celebrated this moment of Jesus giving all of himself in the Bread and the Wine. In Level One, we began to ponder this. In Level Three, we now look at John's Gospel where Jesus also washed the feet of his disciples. He told his disciples on this night that he has given them an example to follow. We think about this new action of Jesus that night and what does this mean? How is this related to his commandment to love God and neighbor? What are we called to do?

And we once again ponder Jesus giving himself also in the Bread and Wine. He says, "Do this in memory of me." We have looked at Moses (for a 10 week Bible study) and now expand our pondering about the Passover and Jesus' action on that night. We think about how these words and action of Jesus have come to us today and how what we do at Mass isn't a reenactment of that night – but it is participating in that same event at every celebration of the Mass.

The image features a white background with clusters of small, vibrant purple flowers in the corners. These flowers have a ruffled, papery texture and are attached to green stems with small leaves. The clusters are positioned in the top-left, top-right, bottom-left, and bottom-right corners, framing the central text.

News & Updates!



News & Updates - March



Sacramental Prep!

For those preparing for 1st Eucharist and confession:
-March 7, 14, April 4, & 11

Practice for 1st Communion:
April 18 @6pm

Sacramental Retreat:
April 20, 9a-4:30p

1st Eucharist:
April 21 @ 10:30a
*Children should arrive @ 10a and go to Fr. Jacob's Library (church basement)


Happy Baptism!

John Paul Stapleton - March 1
Rocco Patsy - March 12
George Johnson - March 17
Joseph Pobocik - March 25

Children's Stations of the Cross

Join us March 15 at 7pm for Children's Stations of the Cross in the church. This is a family friendly version of the devotion. We hope you can join us!

Dates!

- ♥ **No Class:**
March 24-April 1
 - ♥ **RE Registration Open**
for 24-25: April 2
 - ♥ **Last Week of RE**
April 22-23
 - ♥ **May 1 - May Crowning**
@ 6:30pm w Ice Cream social to follow
 - ♥ **June 17-21 - VBS!**
- 

A decorative border of purple flowers, likely pansies, is arranged along the top edge of the page.

Holy Week Schedule

Palm Sunday

Saturday,
5pm Mass

Sunday,
8:30am Mass
10:30am Mass
6:00pm Mass

Holy Thursday

7pm Mass of the
Lord's Supper

8pm-12pm
Adoration in the
Activity Center

Good Friday

12pm Liturgy
Followed by Divine
Mercy Chaplet,
Stations of the
Cross, &
confession

Holy Saturday

9am-10am
confession

2pm Blessing of
the Food

8:45pm Easter
Vigil Mass



Easter Sunday

8:30am Mass
10:30am Mass

*no 6pm Mass



Dressing for 1st Communion

- Dress for Retreat Day – Casual Day!
 - Dress for 1st Eucharist – Sunday dress is appropriate. White should be worn as this is a sacramental color. The children will be wearing the crosses they embroidered on their retreat on the day of their 1st Eucharist.
 - For Girls – A white dress should be worn.
No gloves should be worn and veil is optional.
 -
 - For Boys – A white shirt should be worn. A tie and dress pants should also be worn but they do not need to be white.
- 
- 

The image features a white background with clusters of small, vibrant purple flowers in the corners. The flowers are arranged in a way that they appear to be framing the central text. The flowers have a delicate, ruffled texture and are attached to green stems with small leaves.

Thank you!

Do you have any questions?

resecretary@srbccatholic.com

hturchi@strobertschool.com

810-659-8556

<https://srbccatholic.com/formation/children-high-school/cgs/>

A spiral-bound notebook with a white cover is shown. The notebook is open to a blank white page. Purple flowers are scattered around the notebook, with some resting on the white page and others on the dark background. The flowers are small, bell-shaped, and have a vibrant purple color. The notebook's spiral binding is visible at the top.

Credits.

Presentation Template: [SlidesMania](#)

Sample Images: [Unsplash](#)

Background Images: [Tamanna Rume](#) on [Unsplash](#)

Fonts used in this presentation: DM Sans and *Galada*.